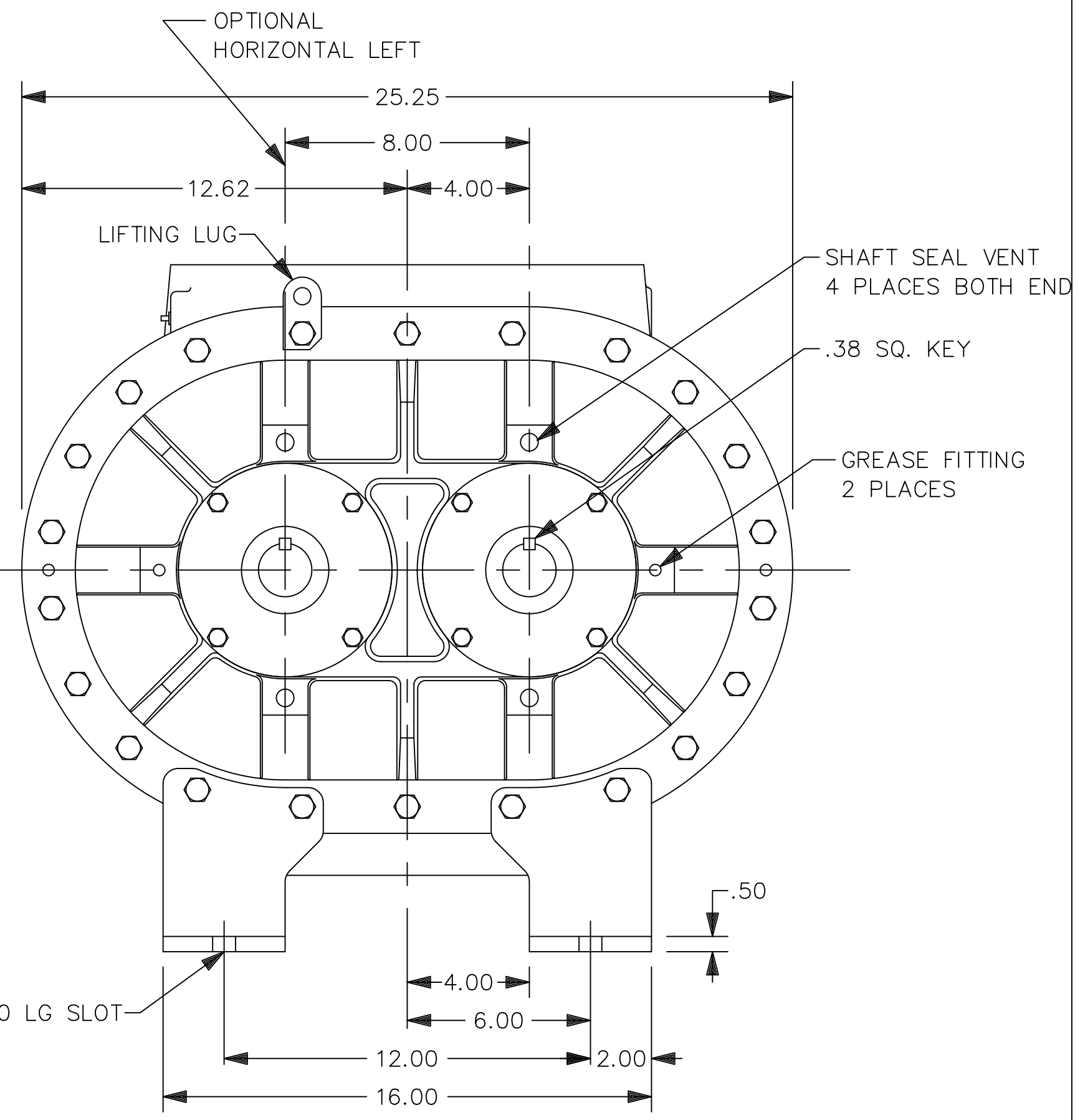
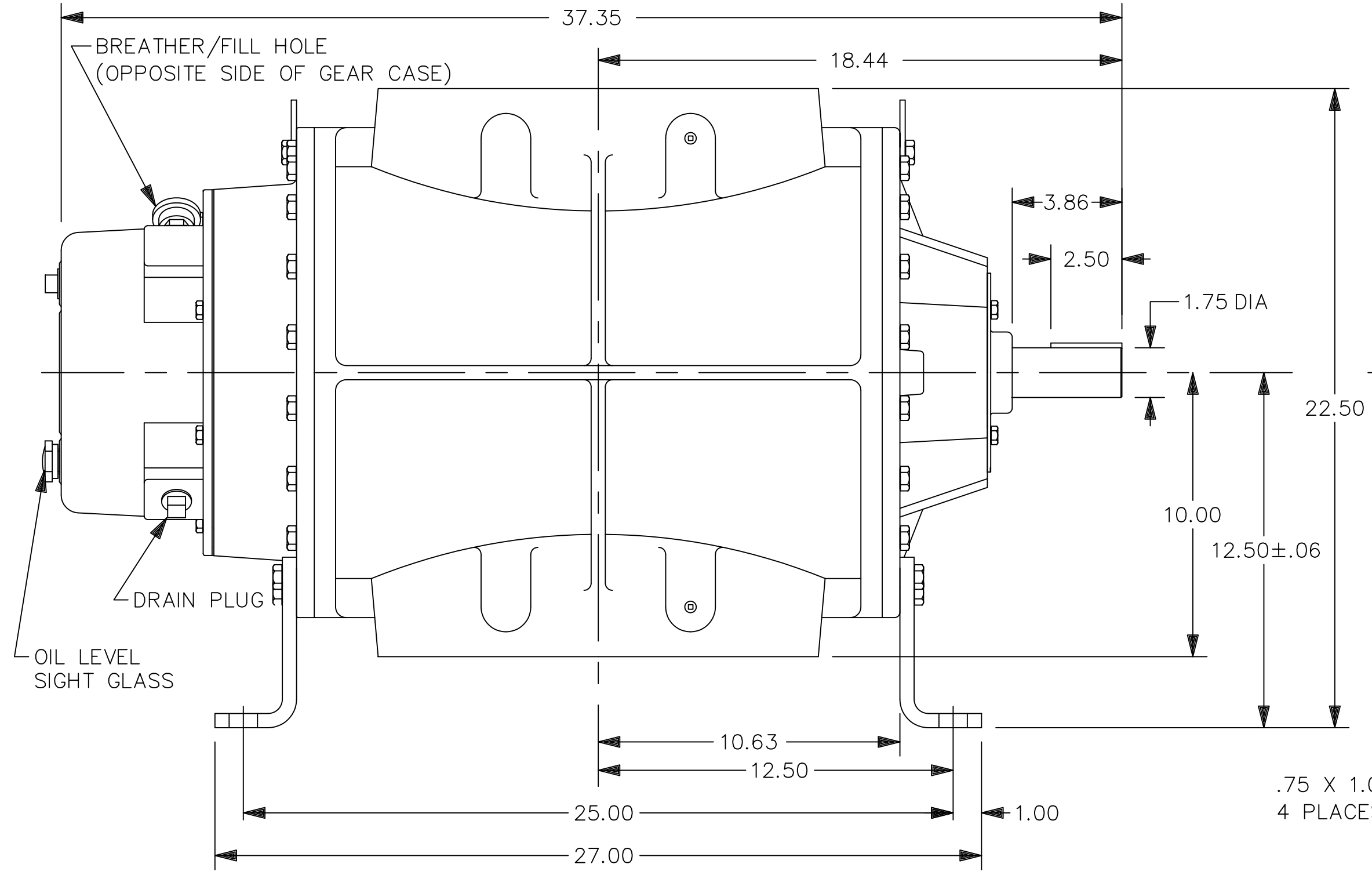
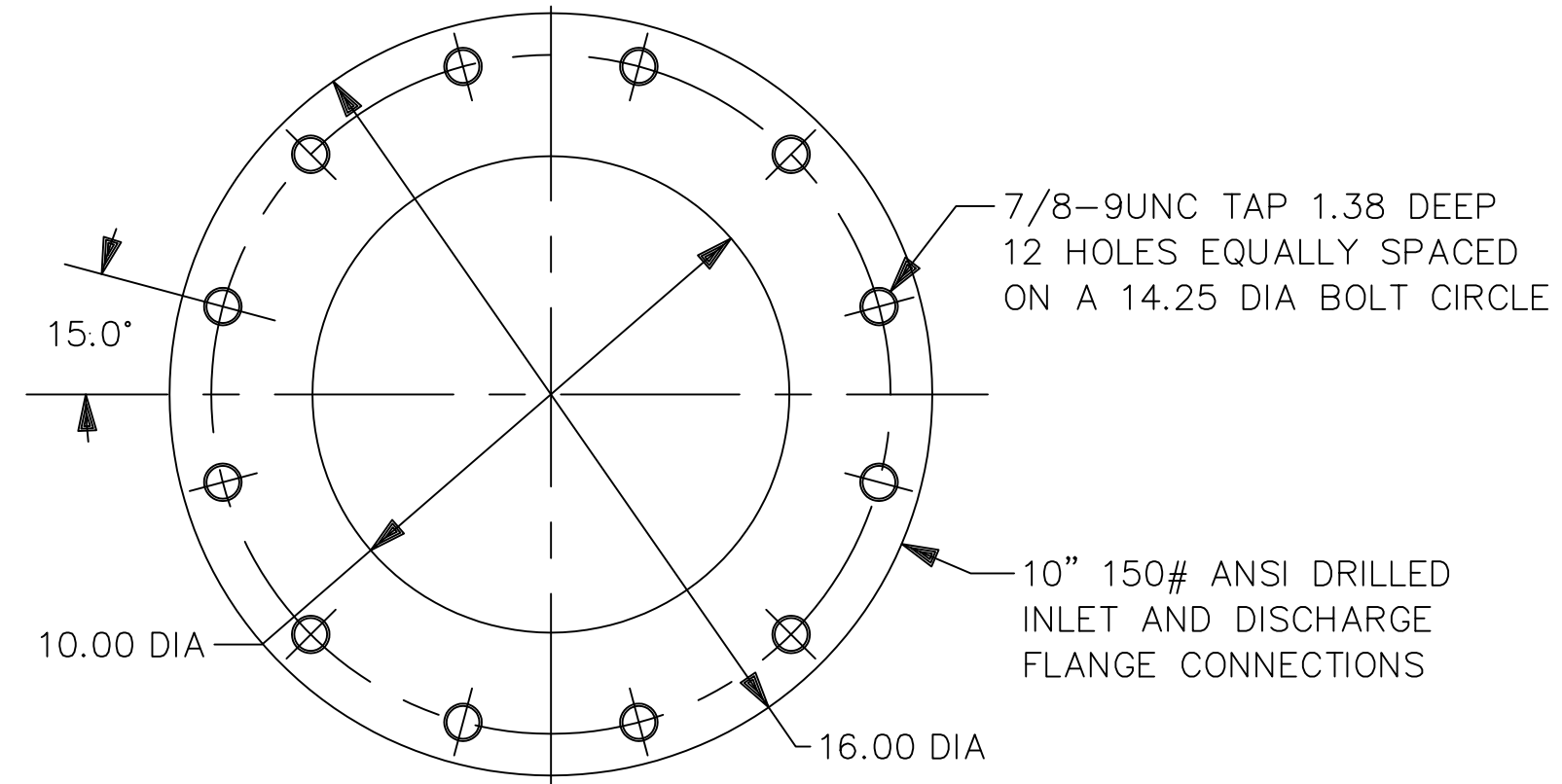


CONSTRUCTION	ROTATION	DISCH PORT
HORIZONTAL RIGHT	CLOCKWISE (CW)	BOTTOM SIDE
	COUNTERCLOCKWISE (CCW)	TOP SIDE
HORIZONTAL LEFT	CLOCKWISE (CW)	TOP SIDE
	COUNTERCLOCKWISE (CCW)	BOTTOM SIDE



ESTIMATED WEIGHT - 1260 LBS

CONFIDENTIAL - THE INFORMATION CONTAINED IN THIS DOCUMENT IS THE PROPERTY OF GARDNER DENVER MACHINERY INC. IT IS NOT FOR PUBLIC DISCLOSURE. POSSESSION OF THE INFORMATION DOES NOT CONVEY ANY RIGHT TO LOAN, SELL OR DISCLOSE THE INFORMATION. UNAUTHORIZED REPRODUCTION OR USE OF THE INFORMATION IS PROHIBITED. THIS DOCUMENT IS TO BE RETURNED TO GARDNER DENVER MACHINERY INC. UPON COMPLETION OF THE PURPOSE FOR WHICH IT IS LOANED OR UPON REQUEST.

TAP DRILL DEPTHS ARE MAXIMUM. FULL THD. DEPTHS ARE MINIMUM.

FINISH OF CHAMFERS & FILLETS TO CONFORM TO ROUGHEST ADJACENT AREA

SURFACE ROUGHNESS MAX. PER ASA SPEC.

LET.	REVISION	DATE	DR.	CK.	LET.	REVISION	DATE	DR.	CK.	LET.	REVISION	DATE	DR.	CK.
-	RELEASED, ECN B9604044													
A	ADDED SIGHT GLASS AND SHOWING PLUGGED HOLES ON CYLINDER FOR ASM PURPOSES C/M 1027317	9-1-05	JAM	JM										



Gardner Denver Inc.
Peachtree City, Georgia

TOLERANCES: UNLESS OTHERWISE SPECIFIED
DECIMAL .XX ± .02 .XXX ± .010
NON-DECIMAL ± 1/16 ANGLES ± 1°

SHEET 1 OF 1

HEAT TREAT SPEC. -

FOR ALL CURRENT SPECIFICATIONS REFER TO BILL OF MATERIAL

NAME
OUTLINE-BARE UNIT
MODEL 8L

DR.	S.M.	4-18-96	MET. APP.
CK.	V.S.	4-19-96	ENG. APP.
SCALE	.25		

302GAH800
FILE NO. C CAD/CAM