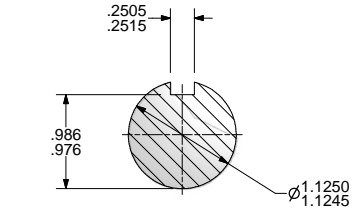
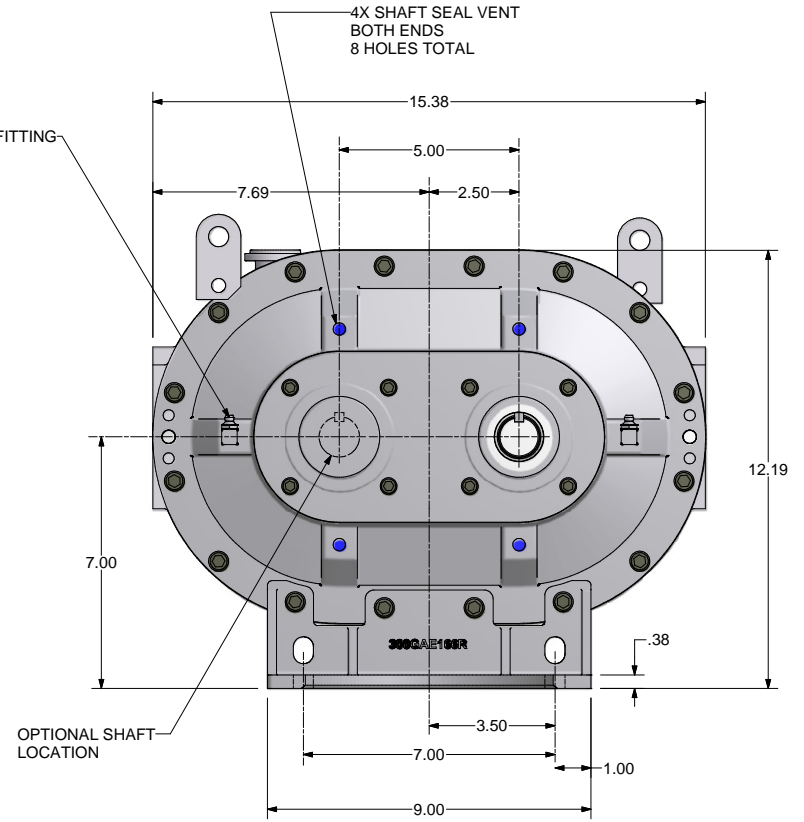
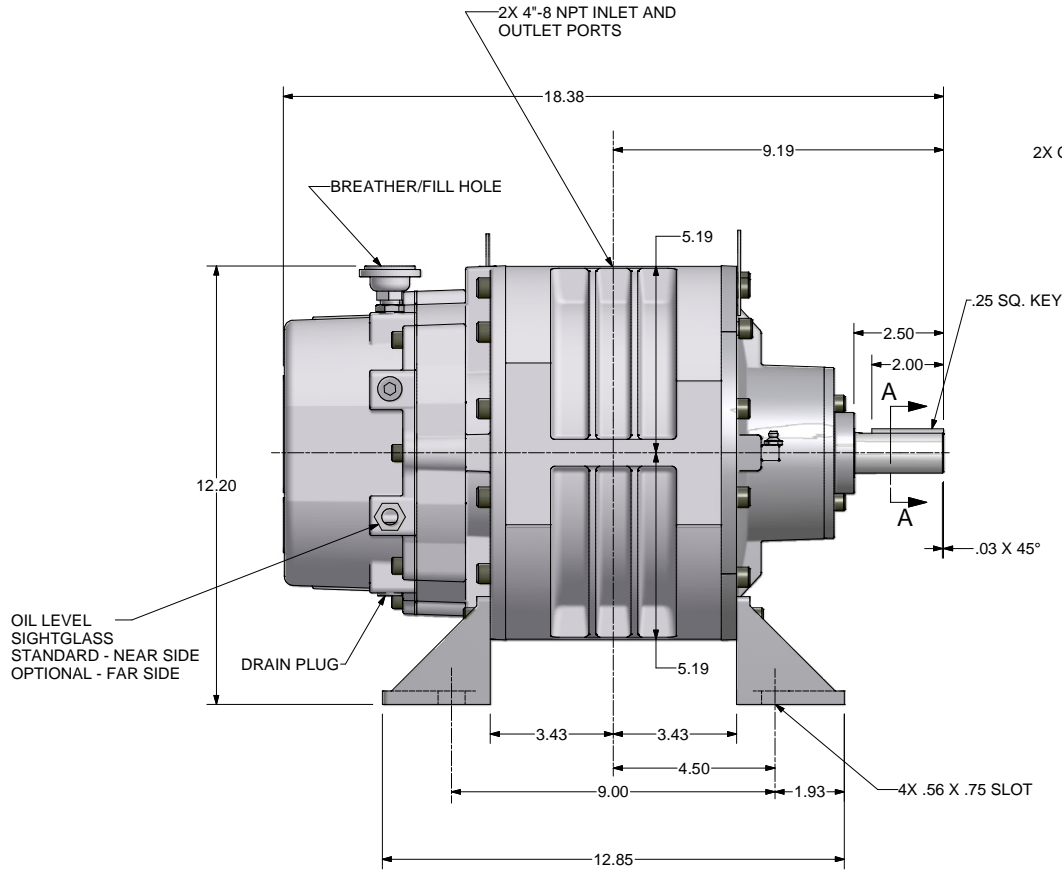


REVISION HISTORY		DATE	DWN	CHK
ZONE	REV	DESCRIPTION		
D8	B	ADDED STANDARD AND OPTIONAL NOTE, PER EGN 1050721	03/04/10	MWS
	A	RELEASED PER EGN 1041337		GNN



SECTION A-A  
SCALE 2 : 1

ALL ROTATIONS AND PORT LOCATIONS WHEN FACING SHAFT END

CONSTRUCTION	ROTATION	DISCHARGE PORT
HORIZONTAL RIGHT	CLOCK WISE (CW)	BOTTOM SIDE
	COUNTERCLOCKWISE (CCW)	TOP SIDE
HORIZONTAL LEFT	CLOCKWISE (CW)	TOP SIDE
	COUNTERCLOCKWISE (CCW)	BOTTOM SIDE

UNLESS OTHERWISE SPECIFIED DIMENSIONS ARE IN INCHES  
 TOL. ON DECIMALS: X = ± .05  
 TOL. ON DECIMALS: XX = ± .02  
 TOL. ON DECIMALS: XXX = ± .01 AS SPECIFIED  
 TOL. ON ANGLES: ± 0°-30'

FINISH OF CHAMBERS AND FILLETS TO CONFORM TO ROUGHEST ADJACENT AREA  
 SURFACE ROUGHNESS MAXIMUM PER ASME B46.1  
 FULL THREADS TO THE MINIMUM

CONFIDENTIAL - THE INFORMATION CONTAINED IN THIS DOCUMENT IS THE PROPERTY OF GARDNER DENVER, INC. IT IS NOT FOR PUBLIC DISCLOSURE. POSSESSION OF THE INFORMATION DOES NOT CONVEY ANY RIGHT TO LOAN, REPRODUCE, OR DISCLOSE THE INFORMATION. UNAUTHORIZED REPRODUCTION OR USE OF THE INFORMATION IS PROHIBITED. THIS DOCUMENT IS TO BE RETURNED TO GARDNER DENVER, INC. UPON THE COMPLETION OF THE PURPOSE FOR WHICH IT IS LOANED OR UPON REQUEST.

DIMENSIONING AND TOLERANCING PER ASME Y14.5M-1994  
 THREADS PER ASME B1.1 GAUGING SYSTEM G1.0 (2.0 IN. AND B1.203 & B1.203.3)

Gardner Denver Inc. **HEAT TREATMENT** **ENG. REF:**  
 Quincy, IL **OUTLINE-BARE UNIT**  
 DWN BY: RSB 6/11/2008 **SMR LEGEND GRS-SPL**  
 E WSC **320GAE800**  
 CTD BY: RNS 6/11/2008