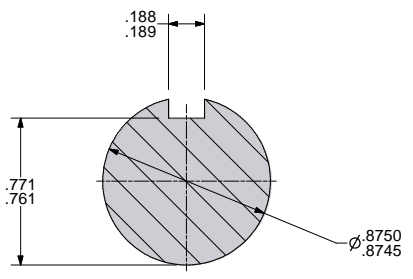
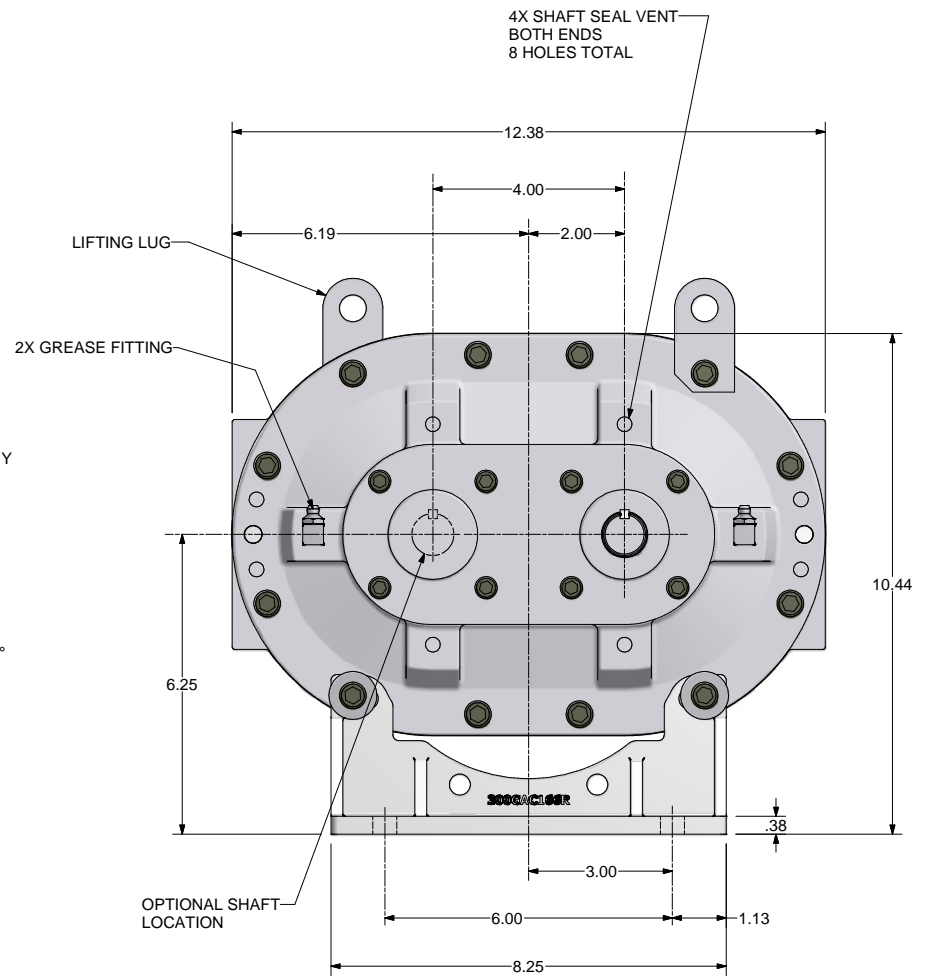
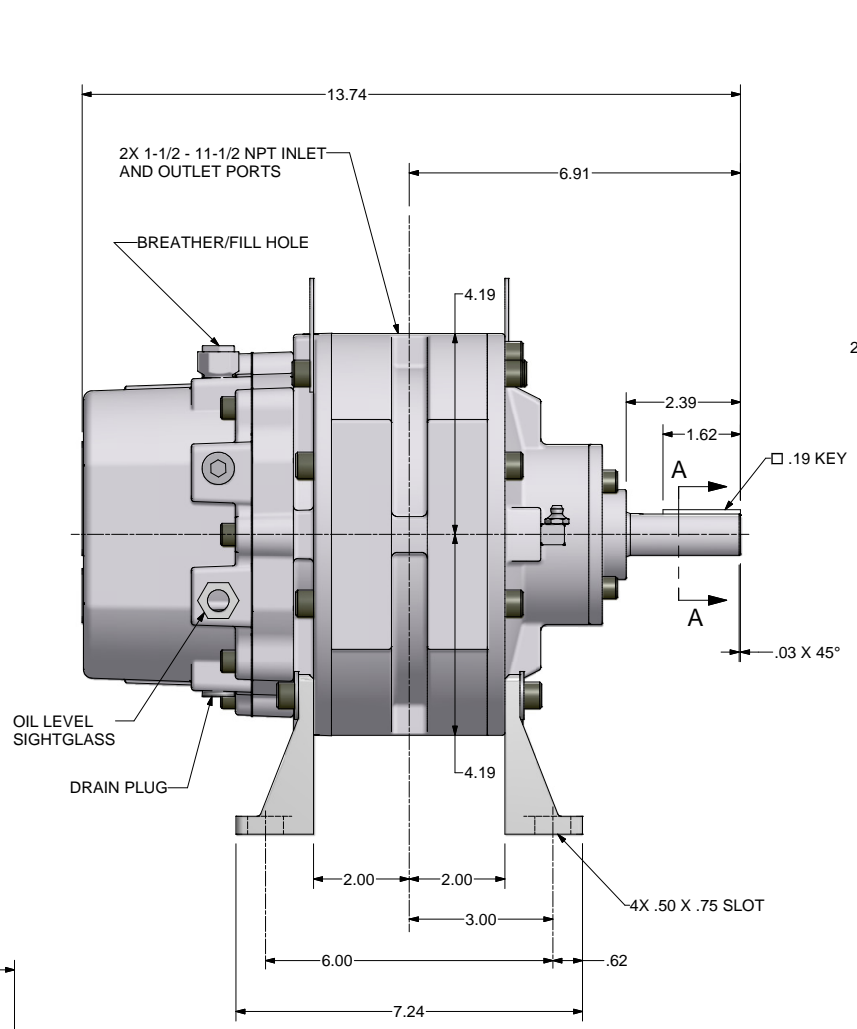


REVISION HISTORY		DATE	DWN	CHK
ZONE	REV	DESCRIPTION		
	A	RELEASED PER ECN 1042555		



SECTION A-A
SCALE 4 : 1

ALL ROTATIONS AND PORT LOCATIONS WHEN FACING SHAFT END

CONSTRUCTION	ROTATION	DISCHARGE PORT
HORIZONTAL RIGHT	CLOCK WISE (CW)	BOTTOM SIDE
	COUNTERCLOCKWISE (CCW)	TOP SIDE
HORIZONTAL LEFT	CLOCKWISE (CW)	TOP SIDE
	COUNTERCLOCKWISE (CCW)	BOTTOM SIDE

UNLESS OTHERWISE SPECIFIED DIMENSIONS ARE IN INCHES
 TOL. ON DECIMALS: X = ± .05
 TOL. ON DECIMALS: XX = ± .02
 TOL. ON DECIMALS: XXX = ± .01 AS SPECIFIED
 TOL. ON ANGLES: ± 0°30'

FINISH OF CHAMBERS AND FILLETS TO CONFORM TO ROUGHEST SURFACE AREA. SURFACE ROUGHNESS MAXIMUM PER ASME B46.1. FULL THREAD OPTIMUM MINIMUM.

CONFIDENTIAL - THE INFORMATION CONTAINED IN THIS DOCUMENT IS THE PROPERTY OF GARDNER DENVER, INC. IT IS NOT FOR PUBLIC DISCLOSURE. POSSESSION OF THE INFORMATION DOES NOT CONVEY ANY RIGHT TO LOAN, REPRODUCE, OR DISCLOSE THE INFORMATION. UNAUTHORIZED REPRODUCTION OR USE OF THE INFORMATION IS PROHIBITED. THIS DOCUMENT IS TO BE RETURNED TO GARDNER DENVER, INC. UPON THE COMPLETION OF THE PURPOSE FOR WHICH IT IS LOANED OR UPON REQUEST.

DIMENSIONING AND TOLERANCING PER ASME Y14.5M-1994
 THREADS PER ASME B1.1. GAUGING SYSTEM 21.02.03. ANSI B1.203 & B1.203.3

Gardner Denver Inc. Quincy, IL
 DWN BY: RSB 11/20/2008
 C/D BY: RNS 11/20/2008

HEAT TREATMENT
 4HR LEGEND GRS-SPL

ENG. REF:
 TITLE: OUTLINE-BARE UNIT
 WSC: 322GAC800

THIRD ANGLE PROJECTION